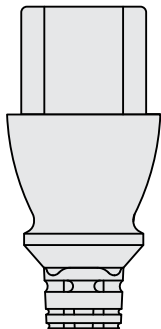
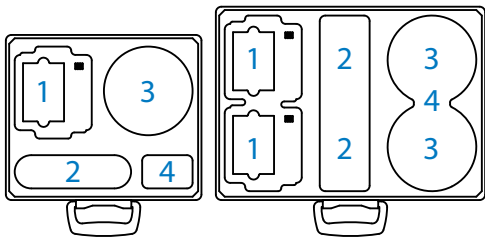


SHOWLED

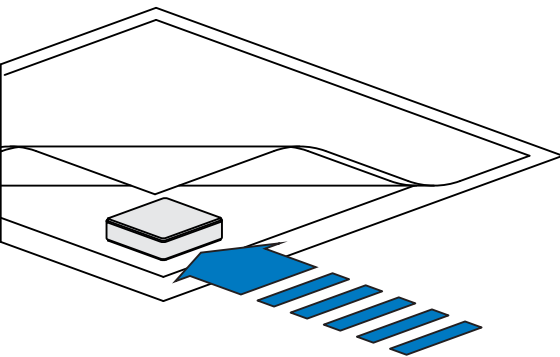
CONBOX QUICK GUIDE



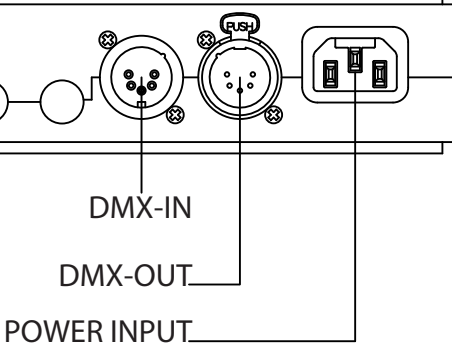
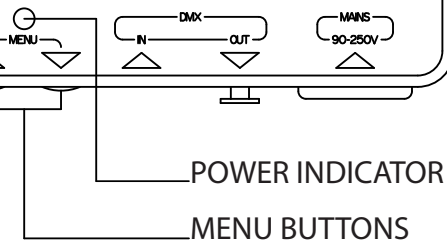
1. CONBOX
2. POWER CORD
3. DMX 10M
4. SPARE LEDS

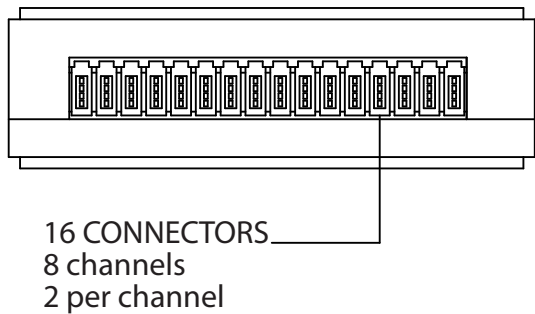
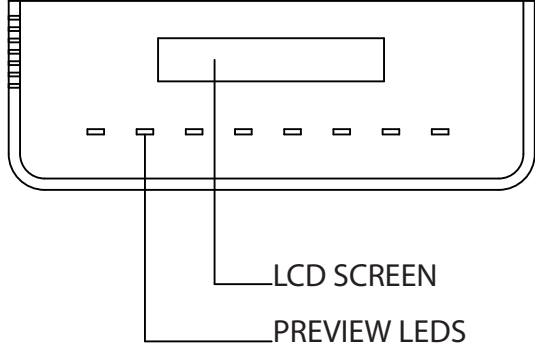



NO CONBOX
IN YOUR
STORAGE CASE?
CHECK YOUR
CURTAIN



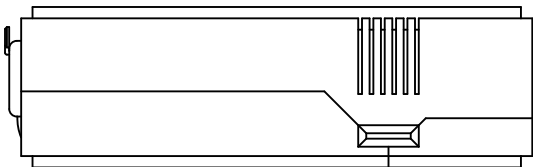
INTRO
DUCTION
TO
THE
NEW
SERIES





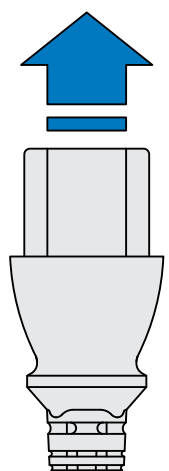
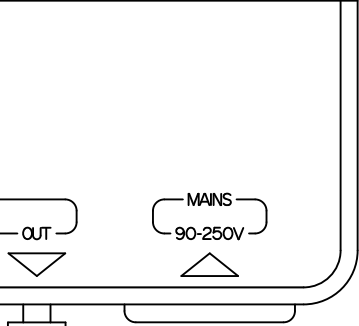


AIR VENTS
diagonal airflow
DO NOT COVER

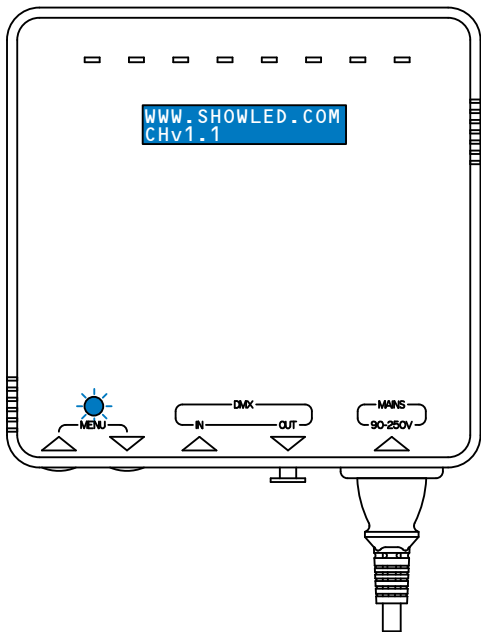


SD CARD SLOT
firmware updates

CONNECTIONS



POWER INDICATOR-ON [✓]
WWW.SHOWLED.COM [✓]



WWW.SHOWLED.COM
Chv1.1

PRESS
▲+▼

DEVICE FUNCTION
◊Select

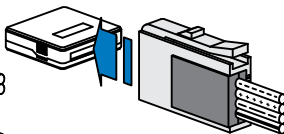
CLASSIC OUTPUT
◊Select

OR

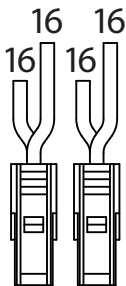
CHAMELEON OUTPUT
◊Select



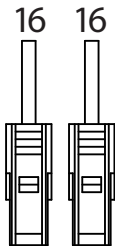
CLASSIC
orange plug



CHAMELEON
grey plug



64 LEDS MAX
PER CHANNEL



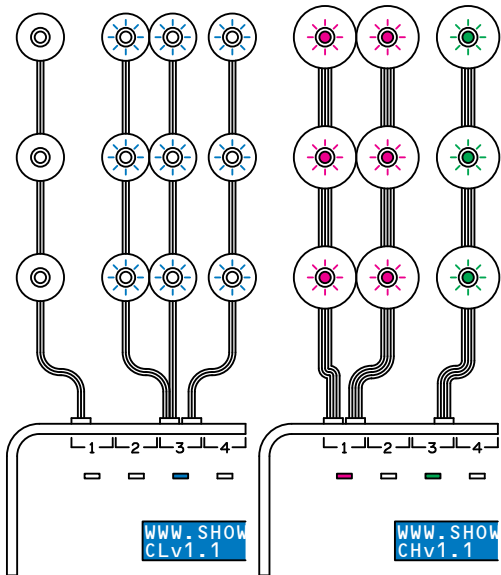
32 LEDS MAX
PER CHANNEL

┌ 1 ─┬─┐ ┌ 2 ─┬─┐ ┌ 3 ─┬─┐ ┌ 4 ─┬─┐ ┌ 1 ─┬─┐ ┌ 2 ─┬─┐ ┌ 3 ─┬─┐ ┌ 4 ─┬─┐



CLASSIC
on = blue

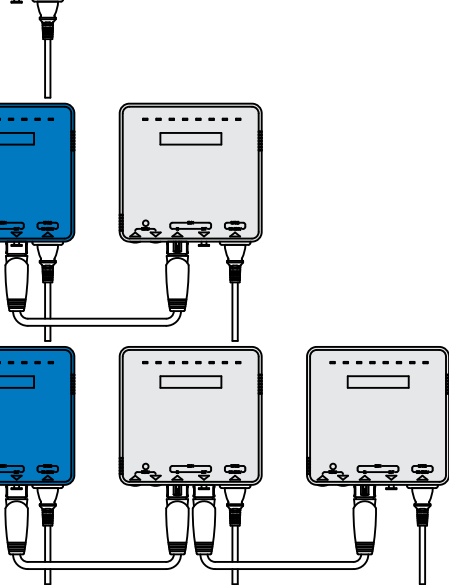
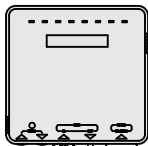
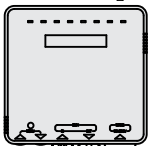
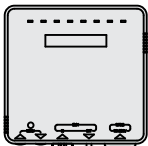
CHAMELEON
copies the RGB



MASTER

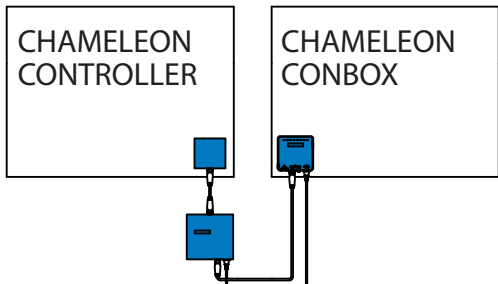
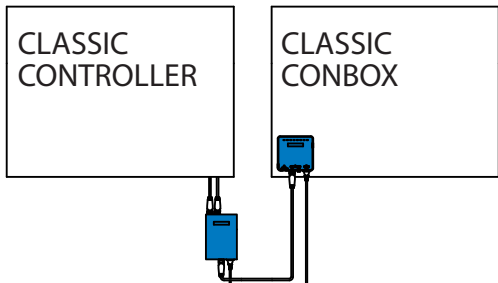
SLAVE

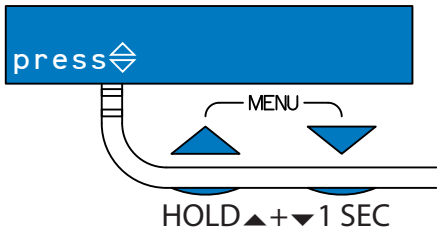
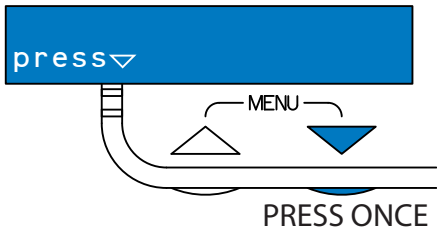
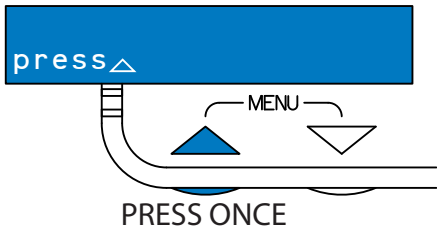
SLAVE



INTERCONNECTIVITY

PREVIOUS ↔ CURRENT





STAND ALONE MASTER FOR CLASSIC + CHAMELEON

EXIT
◀select

EXIT SETTINGS MENU

PATTERN TYPE
◀select

0

1	2	3	4	5	6	7	8
---	---	---	---	---	---	---	---

 255

PATT.BEHAVIOUR
◀select

0

soft	hard
------	------

 255


CHASE SPEED
◀select

0  255

MIN. INTENSITY
◀select

0  255

MAX. INTENSITY
◀select

0  255

STAND ALONE MASTER FOR CHAMELEON ONLY

NUMBER OF COLOURS
◊select

0 | 1 | 2 | 3 | 4 | 4R | 3R | 2R | CH | 255

COLOUR 1
◊select

0  255

COLOUR 2
◊select

0  255

COLOUR 3
◊select

0  255

COLOUR 4
◊select

0  255

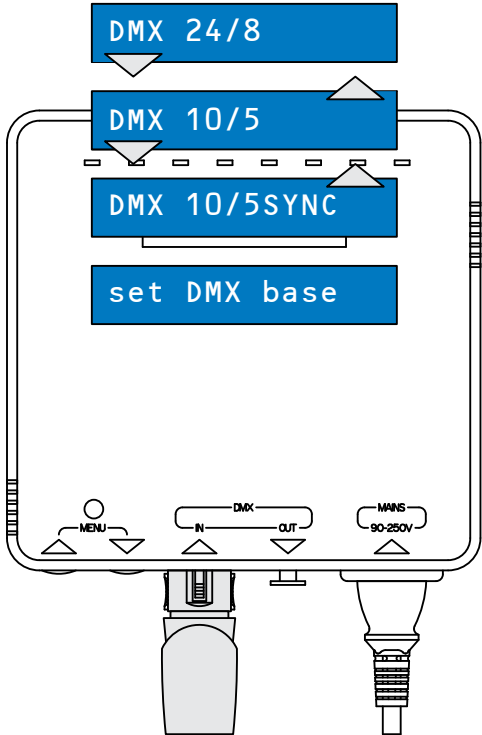
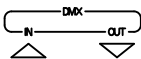
NOTE: DMX channel arrangement for 10/5 & 10/5SYNC is the same as this parameter description.

DMX 24/8

DMX 10/5

DMX 10/5SYNC

set DMX base



DMX 24/8
↕select

required DMX channels
24 for chameleon / 8 for classic

DMX 10/5
↕select

required DMX channels
10 for chameleon / 5 for classic

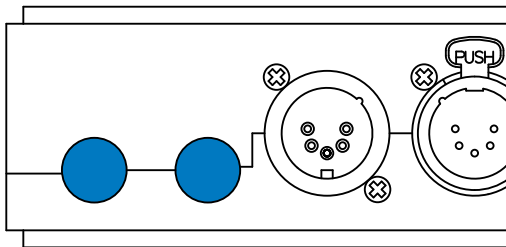
DMX 10/5SYNC
↕select

same as above but 'sync' helps to
synchronise all your controllers

set DMX base
↕select

set DMX base address

RETURN TO FACTORY SETTINGS

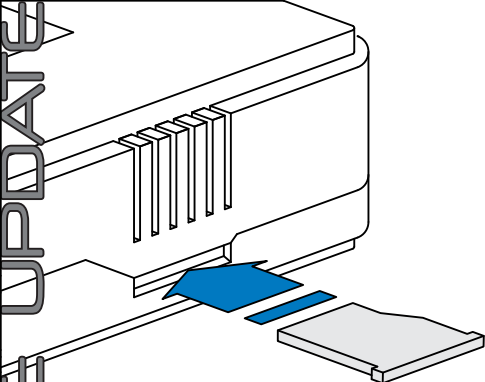


PRESS



4 SEC

FIRMWARE UPDATE



CLASSIC OUTPUT
⏏ Select

CHAMELEON OUTPUT
⏏ Select

WWW.SHOWLED.COM
CLv1.1

WWW.SHOWLED.COM
CHv1.1

MicroSD detected
⏏ Update firmware

updating to v1.2
DO NOT TURN OFF

WWW.SHOWLED.COM
CLv1.2

WWW.SHOWLED.COM
CHv1.2



www.showled.com
info@showled.com
support@showled.com

P.O. Box 120888
Sharjah Airport Free Zone
Warehouse Q4-006
Sharjah
United Arab Emirates

T +971 6 557 83 07
F +971 6 557 84 09