


RP AZUR



Low-gain projection screen with a cool colour temperature for very accurate image and colour reproduction.

SPECIFICATIONS

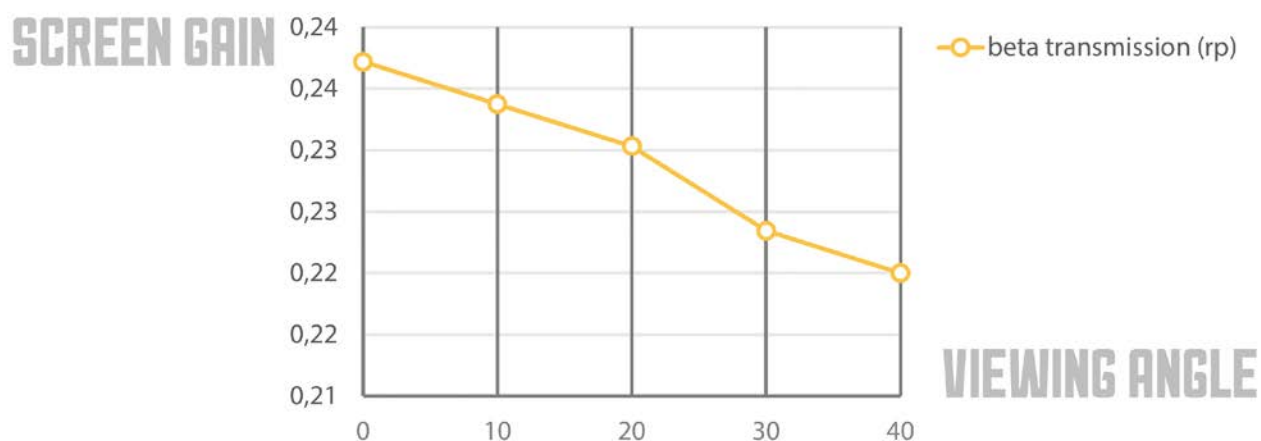
Item	Width	Length	Weight	Composition
4810	240 cm	± 60 m	440 g/m ²	100% PVC

FR standard

BS 5867 PART 2B / pass

NF P 92-507 / M2

OPTICAL CHARACTERISTICS



RP AZUR

EXTRA INFO

A. TRANSPORT AND STORAGE

These screens may be stored folded, although long-term folding can lead to permanent creases if not tensioned correctly.

Rolling the screens for storage will help extend their lifespan.

Screens should typically be transported and stored at temperatures between 5°C and 30°C, with a relative humidity below 80%.

If the screens are very cold (e.g. after air transport), allow them to acclimatise before unpacking and installing, as cold cracks may occur otherwise.

B. INSTALLATION

The following guidelines should be followed when installing PVC screens:

- The environment must be clean and free of construction activities.
- Installation should take place at room temperature (between 20°C and 24°C).
- Take precautions to prevent the screen from coming into contact with sharp objects during installation.
- Avoid placing excessive pressure on any single point of the screen.
- Handle with care to minimise creases or stains.
- The mounting method depends on the specified edge finish.
- Tensioning the screen on all sides is recommended.

C. PRECAUTIONS AND MAINTENANCE


Maintain a reasonably clean environment to prevent the build-up of dust and dirt.

Screens can be cleaned periodically using a soft brush or a damp cloth with water and a mild detergent. Wipe vertically with gentle pressure.

Using any other cleaning method may cause irreversible damage to the surface.

Never use abrasive materials or harsh chemicals such as acids, bleach or solvents.

AVAILABLE COLOURS



0570