




TRUSSLEEVE

TECHNICAL DATA SHEET

April 2021

With TrusSleeve, you can cover your truss constructions in an elegant way. As they are stretchable, they fit smoothly around 30/30 triangle and square trusses. Make sure your TrusSleeve is the right length before cutting. Allow for 15% extra in the length depending on individual truss shape and diameter.

» ARTICLE CODE 2995 0027 # 2995 0035 #	» WIDTH 27 cm 35 cm	» LENGTH between 1 m & 50 m	» WEIGHT 480 g/m ²
» COMPOSITION 100% TCS	» CARE INSTRUCTIONS   		

» FLAME RESISTANCE

NFP 92-503-507 (1995)	CLASS M1
DIN 4102 PART 1	CLASS B1
BS 5867 PART 2 TYPE B (1980)	PASS
AS 1530.3	PASS
AS 1530.2	PASS
NFPA 701 (2019)	PASS



» SPECIFICATIONS

27 cm:



30/30
loose



30/30
tight



40/40
tight

35 cm:



30/30
loose



40/40
loose



40/40
tight

TRUSSLEEVE

TECHNICAL DATA SHEET

April 2021


» MORE INFO

- can be perforated
- available in any colour
- retains FR levels after washing
- permanently flame retardant (100% Trevira CS)
- elastic quality for sliding over a variety of shape and sizes with ease
- no-sew finish, won't unravel when cut, for fast light to truss attachment
- provides an attractive cover for hiding cables and transforms trusses into gorgeous pillars of light
- when lit from the inside, the ribbed structure produces sublime even light distribution
- for more information see www.trussleeve.com


» AVAILABLE COLOURS




0003




0007




0025



0100



0200



0300